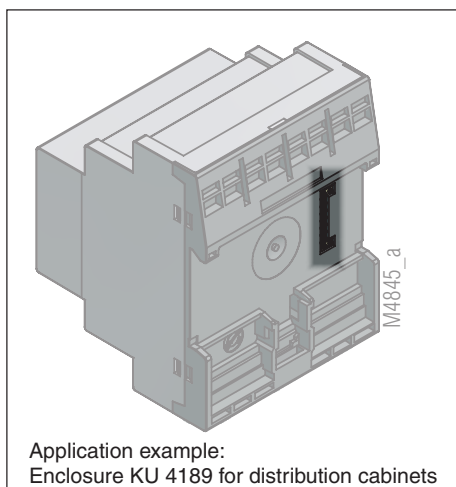


In-Rail-Bus

Spring contact block 8-poles for horizontal pcb



Approvals and Markings



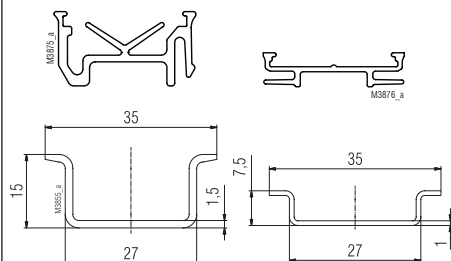
Your Advantages

- Modular, flexible for horizontal pcbs
- Reliable and consistent supply, connection and distribution of energy, signals and data

Features

- Universal use with various enclosure types
- High current (5 A per power cable)
- Quick and easy mounting in the DIN-rail
- Contour and layout of the bus pcb can be according to customers' requirements e.g. defined by the customer
- Designed for standard DIN-rail dimensions
- Large stand-off to DIN-rail floor allows the mounting of SMD components on the bus pcb underside
- The carrier profile is securely fixed by safety caps (left and right) on the DIN-rail

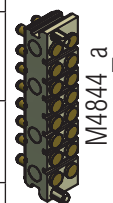
Carrier profile 15 Carrier profile 7.5



- Pcb rail "breaks" are possible, e.g. for operation of bus signals inside instruments

Technical Data

Order reference	Type	Contact pins
Spring contact block:	KO 4303-401	8
Spring contact block:	KO 4303-401.1	16
Spring contact block:	KO 4303-401.2	10



Pic. 16 pins

Order reference	Type	Dimension [mm]
Bus element:	KO 4303-256-3.3	250
Bus element:	KO 4303-256-3.2	500
Bus element:	KO 4303-256-3.1	750

Enclosure material: Polyamid PA46

Temperature stability	
compl. with EN 75-1/2 (1.8 MPa):	290 °C
compl. with EN 75-1/2 (0.45 MPa):	290 °C

Flame retardancy

complying with UL 94: V-0

Bus rails: 8

Contact material: copper tinned, gold plated

Bus element

Pcb thickness: 1.5 mm
Cu layer thickness: min. 105 µm
Contact surface: Au 0.6 ... 0.8 µm

Max. contact resistance

Spring contact block - bus element: typically: ≤ 20 mΩ

Max. current carrying capacity: 2.5 A per spring contact pin
5 A two contact pins per potential necessary
31 A (max. total current)

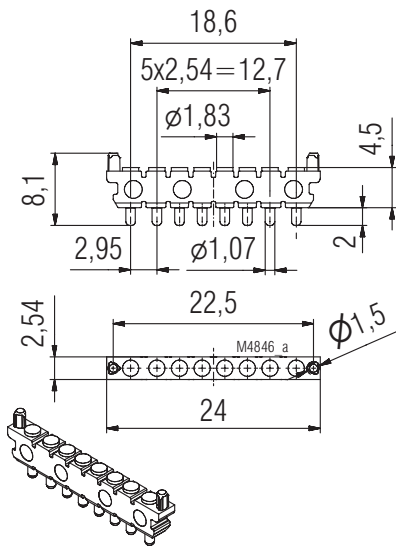
Spring contact on bus element: at 0.7 mm working stroke 85 cN

Spring contact block fixing: by reflow solder method

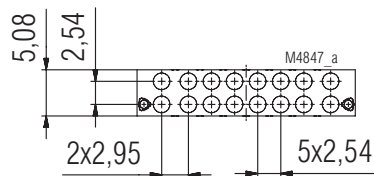
	Outside of the enclosure	Inside of the enclosure
Creepage current resistance:	CTI 325 ≙ insulating material III a IEC 60 664-1	
Air gap:	≥ 0.8 mm	≥ 0.2 mm
Creepage distance:	≥ 1.25 mm	≥ 0.5 mm
Voltage U_{eff} :	25 V	
Overvoltage category:	II	
Rated impuls voltage U_{Bem} :	0.8 kV	
Pollution degree:	3	2

More informationen
see datasheet
In-Rail-Bus

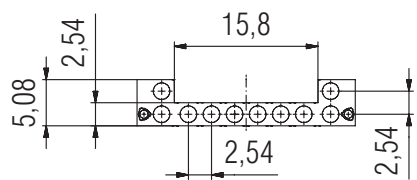
Dimension spring contact block



Spring contact block KO 4303-401

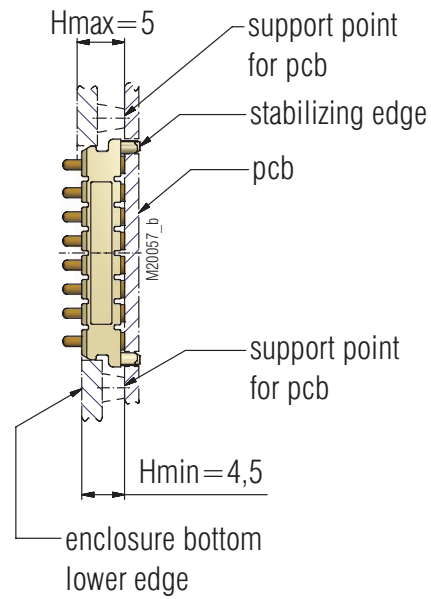


Spring contact block KO 4303-401.1



Spring contact block KO 4303-401.2

Permitted installation positions for the spring contact block in the enclosure bottom between $H = 4,5 \dots 5,4$ mm



Installation example

